

## HELPING STUDENTS PREPARE FOR COLLEGE

### Empowering educators, parents, and students for the future

This report summarizes information on the progress of students in your school toward meeting the minimum entrance requirements for California State University (CSU) and University of California (UC) schools. In addition this report, your school will be given a roster containing individual student information, and students will be given reports of their own progress. Together, these reports are intended to empower educators, parents, and students with knowledge that can help students achieve their college goals.

This information is provided by the Transcript Evaluation Service (TES), a collaboration between the University of California and your high school. Learn more about TES at <http://www.transcriptevaluationservice.com>.

School Name: **Fictitious High School**

District Name: **Neverland Unified School District**

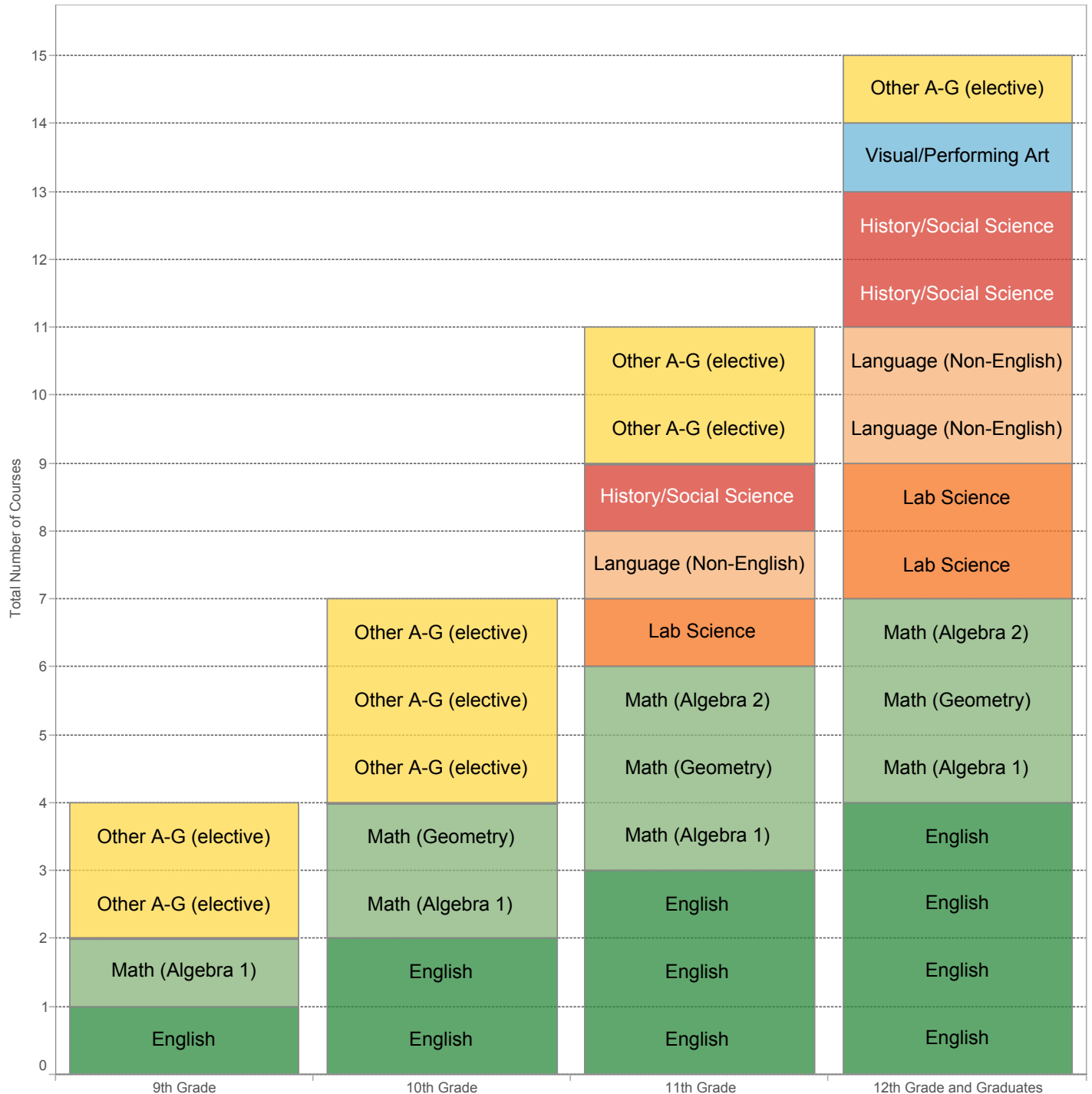
Upload Date: **March 9, 2015**

## A-G Counseling Benchmarks

By their senior year, students must complete 15 units of A-G coursework. This chart displays the course requirements that should be completed in each grade to reach this goal.

Determined at each student's current grade level, students' eligibility for the CSU and UC systems depends on two factors: completion of required coursework in the A-G categories (for which students must earn a C or higher letter grade) and achievement of a satisfactory GPA in A-G courses. For CSU, the minimum GPA is 2.0. For UC, the minimum GPA is 3.0. The number and type of required courses are the same for all requirement types, but the CSU and UC systems group some classes into different A-G categories.

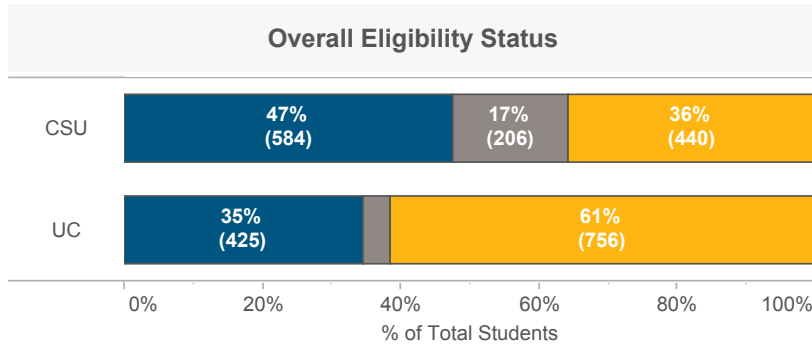
To find the list of approved courses for your school, please visit <http://www.ucop.edu/agguide/>.



**Eligibility Status**

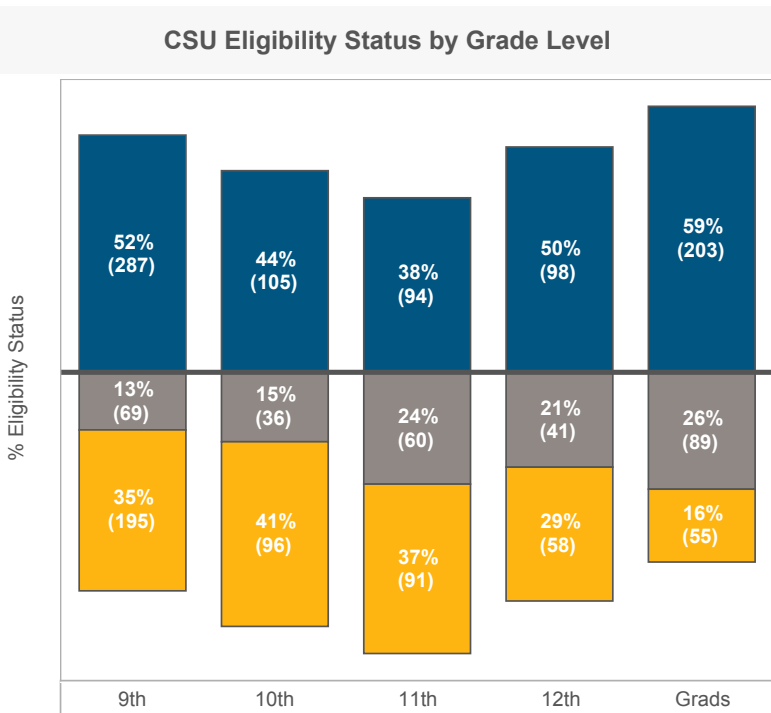
- Meeting Requirements
- Close to Meeting Requirements
- Not Meeting Requirements

Eligibility is calculated at each student's current grade level based on expected course completion for each year of high school.



This bar chart shows students' progress toward meeting eligibility requirements for the different systems. This chart includes all current students, genders, and ethnicities.

Note: Students are considered "Close to Meeting" if they are meeting GPA requirements and are missing no more than 2.0 units (courses).

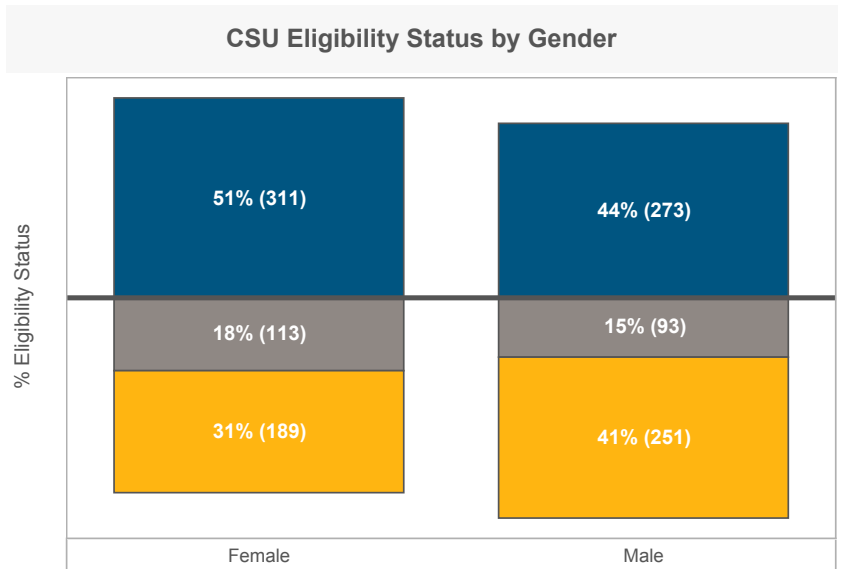


This chart allows you to track your students' progress toward meeting college eligibility requirements at different grade levels. While lower grades will have time to recover missing units or improve their GPA in later years, 11th and 12th graders have only limited time to achieve CSU and UC eligibility. Consider targeting interventions toward grade levels that are struggling to meet eligibility requirements, and be aware that interventions may vary at different grade levels because of time constraints.

Note: Because the CSU and UC eligibility requirements differ, students who are meeting eligibility requirements for one system may not be eligible to apply for admission to colleges in the other system.

This chart helps you identify differences in college eligibility status between female and male students at your school. Consider using this chart to identify gender-based trends in eligibility and to plan interventions based on those trends.

This chart includes all current students and ethnicities.

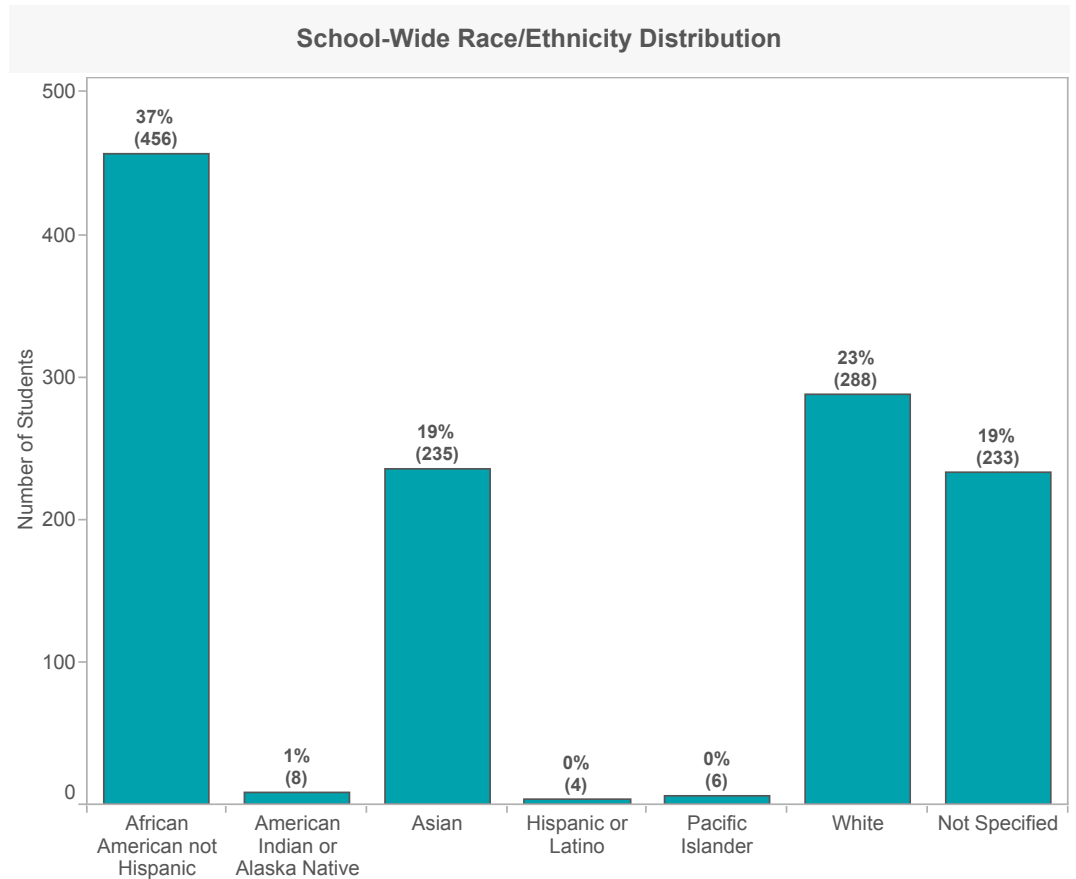
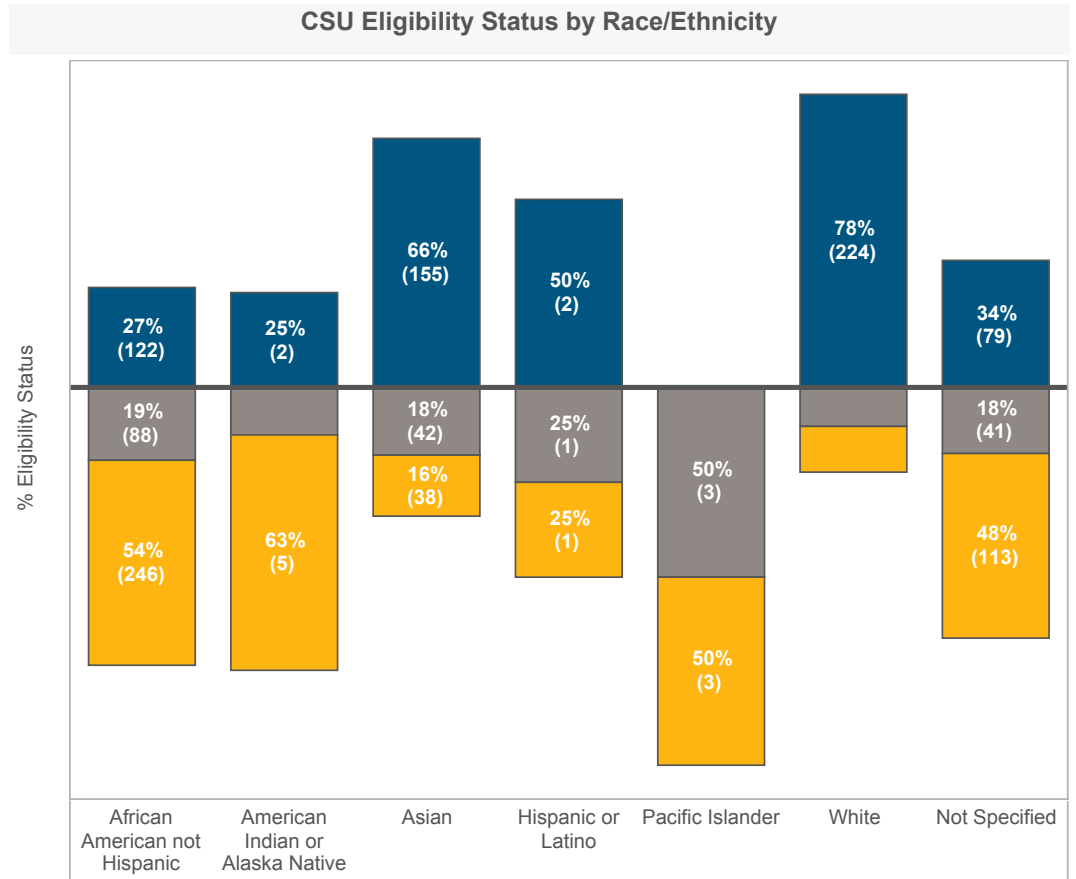


**Eligibility Status**

- Meeting Requirements
- Close to Meeting Requirements
- Not Meeting Requirements

With this chart, you can identify ethnicity-based trends in college eligibility at your school. This chart supports your efforts to monitor equity and to target interventions toward different groups of students.

This chart includes all current students and genders.



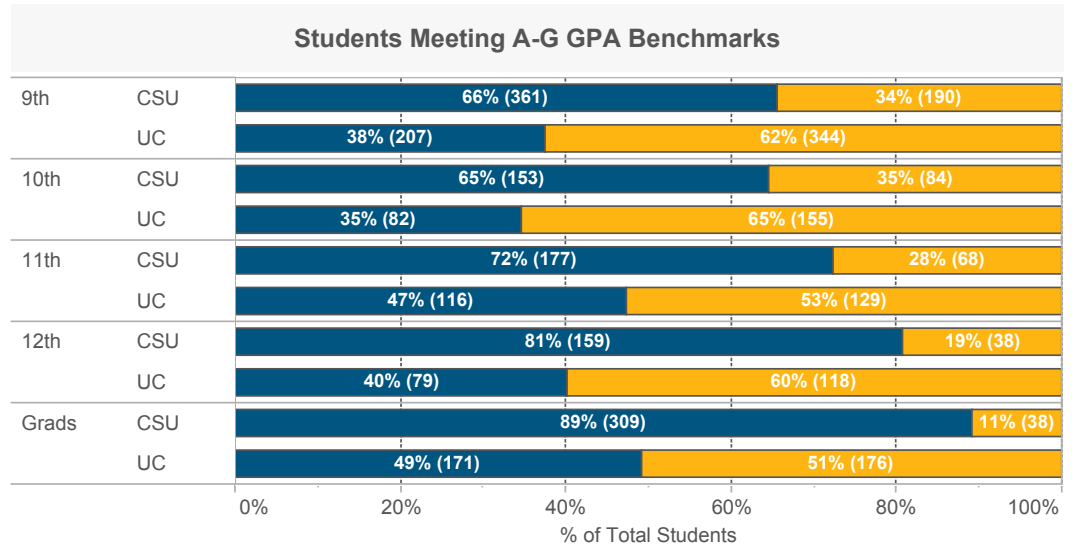
A student's race/ethnicity may be "Not Specified" if the student has chosen not to supply this information or if the school's race/ethnicity data are incomplete.

**Meets Benchmarks**

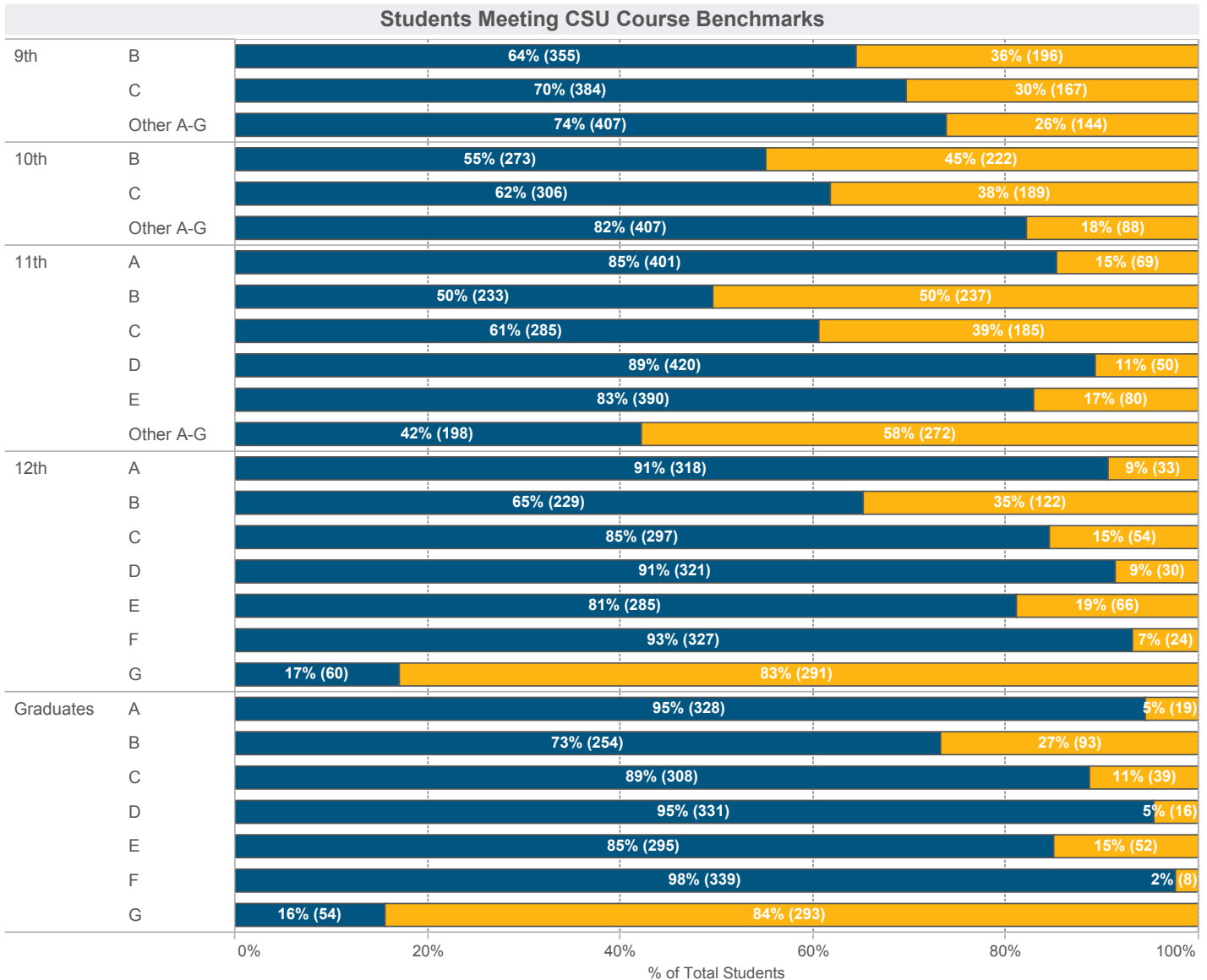
■ Yes    ■ No

This chart helps you assess different grade levels' progress toward meeting GPA requirements. With this information, you can target interventions toward particular grade levels where students are struggling to meet requirements, and you can celebrate students in particular grade levels that are achieving or exceeding the minimum GPA requirements.

- A - History/Social Science
- B - English
- C - Math
- D - Lab Science
- E - Non-English Language
- F - Visual and Performing Arts
- G - College-Prep Elective



Note that extra courses taken in the A-F categories will be counted toward a student's G requirements when determining eligibility.



# HELPING STUDENTS PREPARE FOR COLLEGE



- Students can prepare for college by matching their high school course-taking to their college goals.
- Parents and students can prepare for college by accessing useful related resources.

## Where Students Can Find More Information

For more information on CSU and UC admissions requirements and recommendations, students can visit <http://www.csumentor.edu> and <http://start.universityofcalifornia.edu/>.

To find out more about the many other California colleges, including both public and private as well as 2-year and 4-year colleges, they can visit <http://www.californiacolleges.edu/>.

To explore the California Community Colleges, students can visit <http://www.cccapply.org/>.

## Financial Aid Opportunities

Every qualified student who dreams big and works hard should be able to thrive at UC. That's why the UC system has one of the strongest and most generous financial aid programs in the country.

In fact, more than two-thirds of UC undergraduates receive grants and scholarships (money that doesn't have to be paid back). And half of UC's undergraduate students pay no tuition at all.

Regardless of family income, UC will help students find a way to afford their education.

For California residents whose families earn less than \$80,000, UC's Blue and Gold Opportunity Plan covers systemwide tuition and fees. Other aid can help pay for living expenses, like food and housing.

Even if a family earns more than that, students have options. The Middle Class Scholarship Program will offer help for many students whose families make up to \$150,000, and low-interest education loans can make borrowing manageable.

Financial aid for college is available for those who qualify. Eligibility is based in part on family income. For general information about financing a college education, students can visit: [https://secure.californiacolleges.edu/Financial\\_Aid\\_Planning/\\_default.aspx](https://secure.californiacolleges.edu/Financial_Aid_Planning/_default.aspx)

For information on eligibility for the Cal Grants "Cash for College" programs, they can go to <http://www.calgrants.org> or visit the California Student Aid Commission site at <http://www.csac.ca.gov/>.

## What Students Can Do Next

Remember that the criteria shown here represent minimum entrance requirements. Both the CSU and UC systems recommend additional courses. Moreover, students who apply to the most competitive schools often exceed both the minimum and recommended course-work and GPA requirements.

Most 4-year colleges also require standardized tests for admission. Students can visit the CSU and UC web sites listed above for the specific test requirements. Students should be sure to check the specific admissions requirements for the schools that interest them.

Fulfilling the CSU/UC course-taking and GPA requirements shown here will not guarantee students are accepted at these institutions. To help improve students' chances of getting into and succeeding in college, admissions officers recommend that students should:

- Take challenging courses to expand their knowledge and their minds.
- Take more than the minimum number of courses.
- Aim for A and B letter grades in all their classes.
- Develop good study skills.
- Join clubs, play sports, and volunteer.

To learn more, visit: <http://admission.universityofcalifornia.edu/paying-for-uc/>

